

# Type 1, 3, & 3R Enclosures

## Junction Boxes Type 1 Hinge Cover

### Data Sheet and Catalog Number

Type 1, 3, & 3R Enclosures



### Application

- Used as wiring boxes, junction and pull boxes
- Protects against contact with enclosed equipment

### Standards

- UL 50 listed, Type 1
- CSA C22.2 No. 40 certified, Type 1
- Conforms to NEMA standard for Type 1

### Finish

- Wash and phosphate undercoat
- ANSI 61 gray acrylic electrocoat finish

### Accessories

- Ground lug kit
- Touch-up paint
- See Accessories section

### Construction

- Enclosure and cover are fabricated from (16) gauge steel
- Enclosure body has mounting holes on the back
- Enclosures are available with or without knockouts on the sides, top and bottom ends
- Removable cover is secured to the body with T-Slot hinges on one side and a friction dimple catch on the opposite side
- Cover is furnished with a recessed pull ring for opening convenience
- #10-32 tapped hole provision for optional ground lug kit

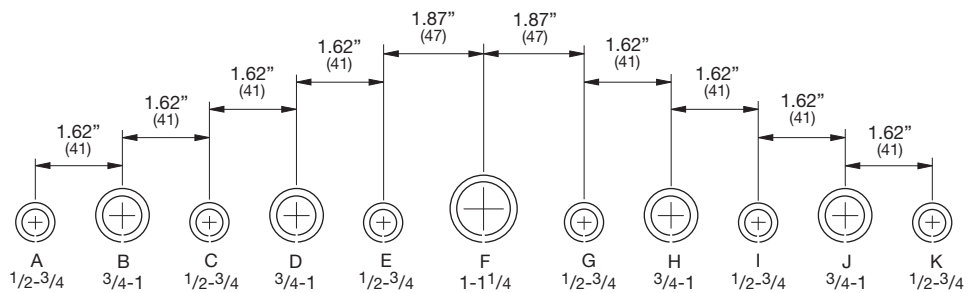
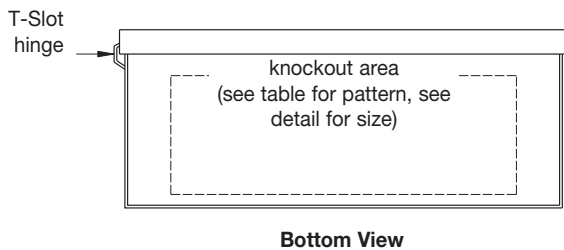
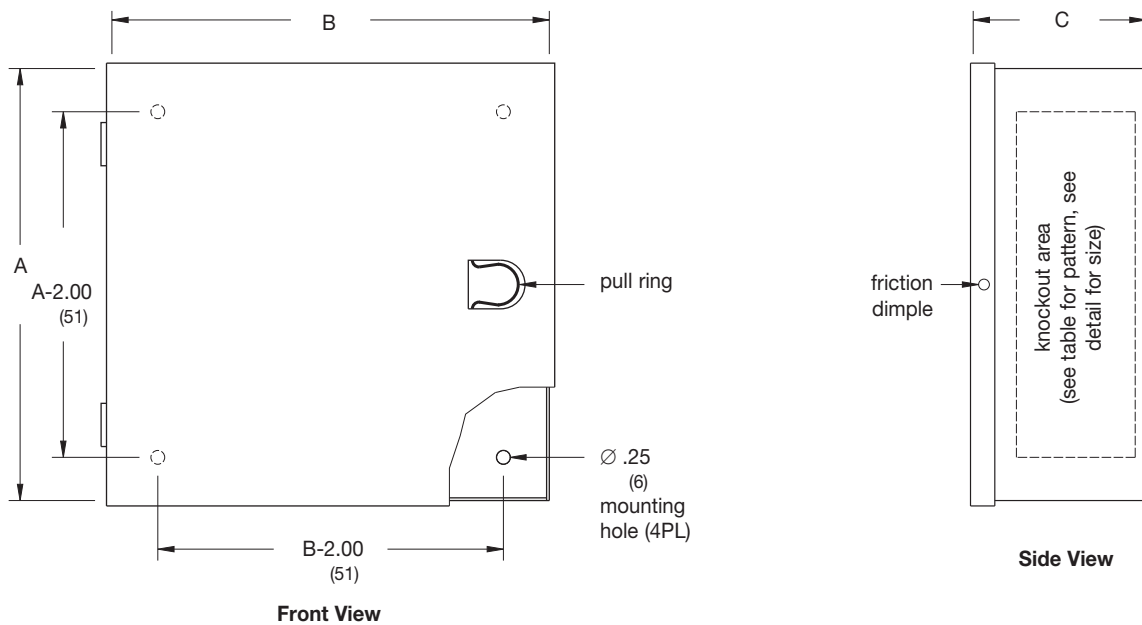
### Discount Schedule: A2

### Subclass: A00

Enclosure Catalog Number		Enclosure Size Height x Width x Depth A x B x C		Knockout Pattern	Knockout Pattern
KO	No KO	in.	mm	Each Side	Top & Bottom
664 HC	664 HC NK	6.00 x 6.00 x 4.00	152 x 152 x 102	CDE	CDE
864 HC	864 HC NK	8.00 x 6.00 x 4.00	203 x 152 x 102	GHIJ	CDE
884 HC	884 HC NK	8.00 x 8.00 x 4.00	203x x 203 x 102	GHIJ	GHIJ
1084 HC	1084 HC NK	10.00 x 8.00 x 4.00	254 x 203 x 102	DEFGH	GHIJ
10104 HC	10104 HC NK	10.00 x 10.00 x 4.00	254 x 254 x 102	DEFGH	DEFGH
1284 HC	1284 HC NK	12.00 x 8.00 x 4.00	305 x 203 x 102	DEFGH	GHIJ
12104 HC	12104 HC NK	12.00 x 10.00 x 4.00	305 x 254 x 102	DEFGH	DEFGH
12124 HC	12124 HC NK	12.00 x 12.00 x 4.00	305 x 305 x 102	DEFGH	DEFGH
18124 HC	18124 HC NK	18.00 x 12.00 x 4.00	457 x 305 x 102	BCDEFGHIJ	DEFGH
666 HC	666 HC NK	6.00 x 6.00 x 6.00	152 x 152 x 152	CDE	CDE
886 HC	886 HC NK	8.00 x 8.00 x 6.00	203 x 203 x 152	GHIJ	GHIJ
1086 HC	1086 HC NK	10.00 x 8.00 x 6.00	254 x 203 x 152	DEFGH	GHIJ
10106 HC	10106 HC NK	10.00 x 10.00 x 6.00	254 x 254 x 152	DEFGH	DEFGH
12106 HC	12106 HC NK	12.00 x 10.00 x 6.00	305 x 254 x 152	DEFGH	DEFGH
12126 HC	12126 HC NK	12.00 x 12.00 x 6.00	305 x 305 x 152	DEFGH	DEFGH
16126 HC	16126 HC NK	16.00 x 12.00 x 6.00	406 x 305 x 152	CDEFGHI	DEFGH
16166 HC	16166 HC NK	16.00 x 16.00 x 6.00	406 x 406 x 152	CDEFGHI	CDEFGHI
18126 HC	18126 HC NK	18.00 x 12.00 x 6.00	457 x 305 x 152	BCDEFGHIJ	DEFGH
18186 HC	18186 HC NK	18.00 x 18.00 x 6.00	457 x 457 x 152	BCDEFGHIJ	BCDEFGHIJ
24186 HC	24186 HC NK	24.00 x 18.00 x 6.00	610 x 457 x 152	BCDEFGHIJ	BCDEFGHIJ
24246 HC	24246 HC NK	24.00 x 24.00 x 6.00	610 x 610 x 152	BCDEFGHIJ	BCDEFGHIJ
30246 HC	30246 HC NK	30.00 x 24.00 x 6.00	762 x 610 x 152	BCDEFGHIJ	BCDEFGHIJ
36246 HC	36246 HC NK	36.00 x 24.00 x 6.00	914 x 610 x 152	BCDEFGHIJ	BCDEFGHIJ
36248 HC	36248 HC NK	36.00 x 24.00 x 8.00	914 x 610 x 203	BCDEFGHIJ	BCDEFGHIJ

**Notes:** Cooper B-Line can provide special sizes, finishes and other modifications. Consult the factory for your special requirements.  
Dimensions are in inches. Millimeters shown are for reference only. Data subject to change without notice.

## Junction Boxes Type 1 Hinge Cover Illustration Sheet



### Knockout Detail

**Note:** See table for applicable knockout pattern.

**Notes:** Dimensions are in inches. Millimeters shown are for reference only. Data subject to change without notice.